

# Warren POLS 100-152 Sp17

Form Type MB01

22

## 1. The TA's preparation for recitation sections.

Response	Frequency	Percent	Standard Dev: 0.66	Median: 5.00	Mean: 4.82
1	0	0.00			
2	1	4.55			
3	0	0.00			
4	1	4.55			
5	20	90.91			
NA	0	0.00			

## 2. The TA's effectiveness at stimulating productive discussions.

Response	Frequency	Percent	Standard Dev: 0.78	Median: 5.00	Mean: 4.68
1	0	0.00			
2	1	4.55			
3	1	4.55			
4	2	9.09			
5	18	81.82			
NA	0	0.00			

## 3. The TA's respect for all students and sensitivity to their views.

Response	Frequency	Percent	Standard Dev: 0.29	Median: 5.00	Mean: 4.91
1	0	0.00			
2	0	0.00			
3	0	0.00			
4	2	9.09			
5	20	90.91			
NA	0	0.00			

## 4. The TA's availability for questions outside of class.

Response	Frequency	Percent	Standard Dev: 0.39	Median: 5.00	Mean: 4.82
1	0	0.00			
2	0	0.00			
3	0	0.00			
4	4	18.18			
5	18	81.82			
NA	0	0.00			

## 5. The TA's approachability when you had questions outside of class.

Response	Frequency	Percent	Standard Dev: 0.38	Median: 5.00	Mean: 4.95
1	0	0.00			
2	0	0.00			
3	0	0.00			
4	2	9.09			
5	19	86.36			
NA	1	4.55			

**6. The TA's fairness in grading.**

Response	Frequency	Percent	Standard Dev: 0.21	Median: 5.00	Mean: 4.95
1	0	0.00			
2	0	0.00			
3	0	0.00			
4	1	4.55			
5	21	95.45			
NA	0	0.00			

**7. The TA's feedback on written work he or she graded.**

Response	Frequency	Percent	Standard Dev: 0.79	Median: 5.00	Mean: 4.64
1	0	0.00			
2	1	4.55			
3	1	4.55			
4	3	13.64			
5	17	77.27			
NA	0	0.00			

**8. The extent to which the recitation section was beneficial.**

Response	Frequency	Percent	Standard Dev: 0.67	Median: 5.00	Mean: 4.62
1	0	0.00			
2	0	0.00			
3	2	9.09			
4	4	18.18			
5	15	68.18			
NA	0	0.00			
<b>No Response</b>	1	4.55			

# Warren POLS 100-156 Sp17

Form Type MB01

19

## 1. The TA's preparation for recitation sections.

Response	Frequency	Percent	Standard Dev: 0.32	Median: 5.00	Mean: 4.89
1	0	0.00			
2	0	0.00			
3	0	0.00			
4	2	10.53			
5	17	89.47			
NA	0	0.00			

## 2. The TA's effectiveness at stimulating productive discussions.

Response	Frequency	Percent	Standard Dev: 0.32	Median: 5.00	Mean: 4.89
1	0	0.00			
2	0	0.00			
3	0	0.00			
4	2	10.53			
5	17	89.47			
NA	0	0.00			

## 3. The TA's respect for all students and sensitivity to their views.

Response	Frequency	Percent	Standard Dev: 0.32	Median: 5.00	Mean: 4.89
1	0	0.00			
2	0	0.00			
3	0	0.00			
4	2	10.53			
5	17	89.47			
NA	0	0.00			

## 4. The TA's availability for questions outside of class.

Response	Frequency	Percent	Standard Dev: 0.23	Median: 5.00	Mean: 4.95
1	0	0.00			
2	0	0.00			
3	0	0.00			
4	1	5.26			
5	18	94.74			
NA	0	0.00			

## 5. The TA's approachability when you had questions outside of class.

Response	Frequency	Percent	Standard Dev: 0.62	Median: 5.00	Mean: 4.95
1	0	0.00			
2	0	0.00			
3	1	5.26			
4	1	5.26			
5	15	78.95			
NA	2	10.53			

**6. The TA's fairness in grading.**

Response	Frequency	Percent	Standard Dev: 0.00	Median: 5.00	Mean: 5.00
1	0	0.00			
2	0	0.00			
3	0	0.00			
4	0	0.00			
5	19	100.00			
NA	0	0.00			

**7. The TA's feedback on written work he or she graded.**

Response	Frequency	Percent	Standard Dev: 0.48	Median: 5.00	Mean: 4.68
1	0	0.00			
2	0	0.00			
3	0	0.00			
4	6	31.58			
5	13	68.42			
NA	0	0.00			

**8. The extent to which the recitation section was beneficial.**



Response	Frequency	Percent	Standard Dev: 0.56	Median: 5.00	Mean: 4.74
1	0	0.00			
2	0	0.00			
3	1	5.26			
4	3	15.79			
5	15	78.95			
NA	0	0.00			

# Warren POLS 100-158 Sp17



Form Type MB01

12



**1. The TA's preparation for recitation sections.**

Response	Frequency	Percent	Standard Dev: 0.45	Median: 5.00	Mean: 4.75
1	0	0.00			
2	0	0.00			
3	0	0.00			
4	3	25.00			
5	9	75.00			
NA	0	0.00			



**2. The TA's effectiveness at stimulating productive discussions.**

Response	Frequency	Percent	Standard Dev: 0.58	Median: 5.00	Mean: 4.83
1	0	0.00			
2	0	0.00			
3	1	8.33			
4	0	0.00			
5	11	91.67			
NA	0	0.00			



**3. The TA's respect for all students and sensitivity to their views.**

Response	Frequency	Percent	Standard Dev: 0.29	Median: 5.00	Mean: 4.92
1	0	0.00			
2	0	0.00			
3	0	0.00			
4	1	8.33			
5	11	91.67			
NA	0	0.00			

**4. The TA's availability for questions outside of class.**

Response	Frequency	Percent	Standard Dev: 0.39	Median: 5.00	Mean: 4.83
1	0	0.00			
2	0	0.00			
3	0	0.00			
4	2	16.67			
5	10	83.33			
NA	0	0.00			

**5. The TA's approachability when you had questions outside of class.**

Response	Frequency	Percent	Standard Dev: 0.39	Median: 5.00	Mean: 5.17
1	0	0.00			
2	0	0.00			
3	0	0.00			
4	0	0.00			
5	10	83.33			
NA	2	16.67			

**6. The TA's fairness in grading.**

Response	Frequency	Percent	Standard Dev: 0.43	Median: 5.00	Mean: 5.00
1	0	0.00			
2	0	0.00			
3	0	0.00			
4	1	8.33			
5	10	83.33			
NA	1	8.33			

**7. The TA's feedback on written work he or she graded.**

Response	Frequency	Percent	Standard Dev: 0.65	Median: 5.00	Mean: 4.67
1	0	0.00			
2	0	0.00			
3	1	8.33			
4	2	16.67			
5	9	75.00			
NA	0	0.00			

**8. The extent to which the recitation section was beneficial.**

Response	Frequency	Percent	Standard Dev: 0.47	Median: 5.00	Mean: 4.73
1	0	0.00			
2	0	0.00			
3	0	0.00			
4	3	25.00			
5	8	66.67			
NA	0	0.00			
<b>No Response</b>	1	8.33			